

# Avalon

FINE WOOD CARRIAGE DOORS

WOOD





# Avalon

Crafted from kiln-dried hemlock fir, each Avalon door frame features milled edges, and stile and rail joinery, for a perfect blend of beauty and dependability. Avalon offers a deep collection of classic panel door designs that can be customized to meet virtually any project need. Mix and match panel sizes and

styles, and choose from a variety of window patterns that complement the surrounding architecture. Elegant styling and modern functionality combine to create remarkable curb appeal for years to come.



Swing Style, 32 Lites with Arch Top, Z Bucks, 4 Flat Panels (AV-SW-32L-AT-ZB-4FP).  
Decorative hardware is sold separately.




Trifold, 12 Lites, 3 Beaded Panels (AV-TF-12L-3BP)

# STYLES

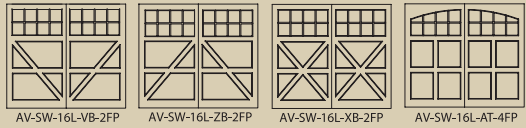
Avalon is available in standard and custom sizes in swing, trifold, and bifold styles. Here is but a small sampling.

## SWING 16 lites shown, others available.

*Beaded or V-Groove Panels*



*Flat Panels*




*Raised Panels*



## TRIFOLD 12 lites shown, others available.

*Beaded or V-Groove Panels*



*Flat Panels*



*Raised Panels*



## BIFOLD 16 lites shown, others available.

*Beaded Panels*



*Raised Panels*



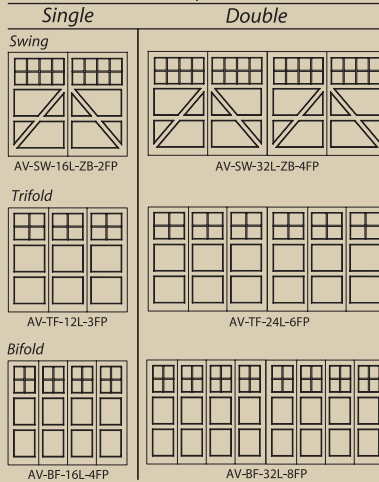
Swing, 6 Lites, Cross Bucks, 2 Flat Panels (AV-SW-6L-XB-2FP)



Bifold, 8 Lites, 8 Flat Panels (AV-BF-8L-8FP)

## SIZING

*Examples*



Custom designs available.  
Send sketch to Artisan.

### Single Doors (to 12 ft)

Style	No. of Panels Across
Swing	2, 4, 6, 8
Trifold	3, 6
Bifold	4, 8

### Double Doors (>12 ft)

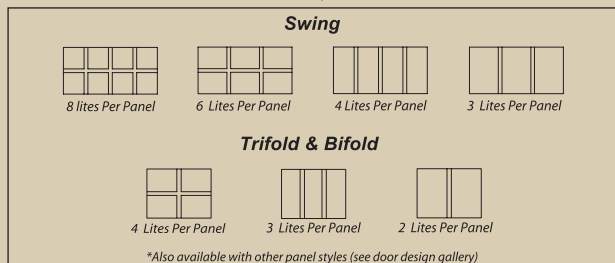
Style	No. of Panels Across
Swing	4, 8, 12, 16
Trifold	6, 12
Bifold	8, 16

Door Height*	No. of Sections
up to 7'6"	3
7'7" to 9'0"	4

\*call factory for other heights

## SAMPLE WINDOW OPTIONS

Arches and solid tops also available.



notes:

- (1) Double door models available for all styles shown on this page.
- (2) Custom designs require sketch to Artisan.



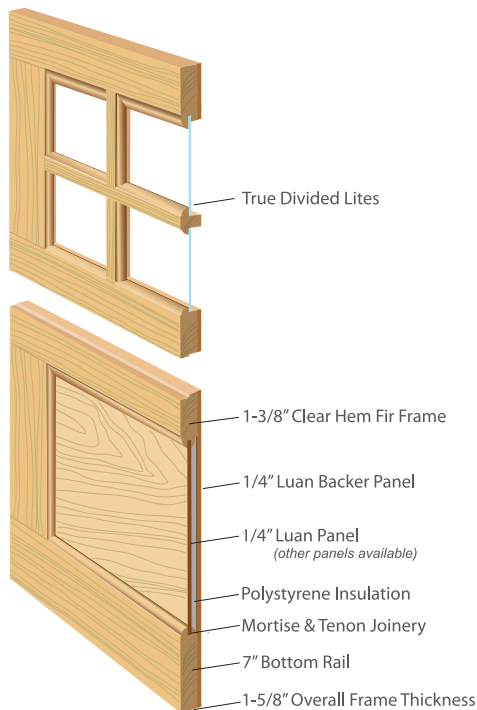


Swing, 12 Lites, Arch Top, 6 Flat Panels (AV-SW-12L-AT-6FP)



Trifold, 18 Lites, 6 Raised Panels (AV-TF-18L-6RP)

### Avalon Construction Detail



## FINISHING

### Factory Priming

Optional off-white latex primer is applied to all six (6) edges of the door sections

### Field Finishing

Door sections must be finished on all six edges upon delivery and prior to installation. Use a high-quality latex product. Dark paint colors create excessive heat gain from ultraviolet rays. For warranty to remain in effect, do not use paint colors with a light reflectance value (LRV) of less than 60.

## DOOR SPECIFICATIONS

- Frame consists of 1-3/8" clear hemlock fir and 1/4" plywood backer, with layer of polystyrene foam, to create overall door thickness of 1-5/8". All joints feature mortise and tenon construction and are glued and pinned together.
- Panel options include:
  - 3/4" Flat Luan plywood
  - 5/8" Extira in smooth, V-Groove or Raised MDO Flat or V-Groove
  - 3/8" Beaded pine plywood
  - 3/4" clear, edge-glued Western Red Cedar (Mixed grain, no knots)
- Glazing is double-strength clear glass.
- Grid patterns use true divided lites and 1-1/4" wide window muntin bars.
- Cedar door stops are available and include a choice of white, brown, sandtone, or gray vinyl weather seals.

## WARRANTY

Artisan warrants each Avalon door for a period of one year against manufacturing defects.

Doors painted with colors that have an LRV (Light Reflectance Value) of less than 60 will void our manufacturer's warranty.

**ARTISAN**  
CUSTOM DOORWORKS

artisandoorworks.com • 975 Hemlock Road, Morgantown, PA 19543 • 888.913.9170 • Fax: 610.913.6036