

ARTISAN  
CUSTOM DOORWORKS

## ELEVATING THE GARAGE DOOR


# MEDALLION

## WOOD

## WOOD OVERHEAD CARRIAGE STYLE DOORS







# MEDALLION SERIES

THERE'S NOTHING LIKE THE WARMTH AND BEAUTY OF A WELL-CRAFTED WOOD CARRIAGE DOOR – ABUNDANT WITH RICH DETAILING AND STYLING - TO ENHANCE YOUR HOME'S CURB APPEAL. YOUR MEDALLION SERIES DOOR CAN BE CREATED TO TRANSFORM A TOTALLY UNIQUE IDEA INTO REALITY WITH UNCOMPROMISING ARTISAN QUALITY.

## FEATURES

- A Medallion door is our finest wood door delivering the elegance and beauty of a stained, real-wood door or a carefully crafted paint-grade door.
- Our stain-grade doors are available in our standard, select wood species that include Red Grandis, Sapele Mahogany, Spanish Cedar and Western Red Cedar.
- Custom wood species are easily accommodated depending upon your design and the availability of appropriate sizes. Just ask for the species of your choice.
- Need a custom-size door? No problem. A wood door is easily customized to fit any size opening.

## STANDARD CONSTRUCTION SPECIFICATIONS

- Core frames are constructed using LVL stiles and rails with a urethane insulated foam core. Mahogany Luan backer panels are pressure laminated to both sides for added strength.
- Frame overlay stiles and rails are coped and mechanically joined with hidden joinery for tight seams and are high-pressure bonded to the core frame.
- Artisan's proprietary lamination process allows the face frame and core frame attachment to eliminate exterior fastener filler marks.
- Simulated divided lites with both exterior and interior grilles have profiled edge milling for a rich, architectural look. True divided lites are also available.
- Standard glazing is double-strength clear glass.
- Bottom astragal is an EPDM rubber mounted in an aluminum retainer.

## ARTISAN STANDARD WOOD SPECIES



Red Grandis



Sapele Mahogany

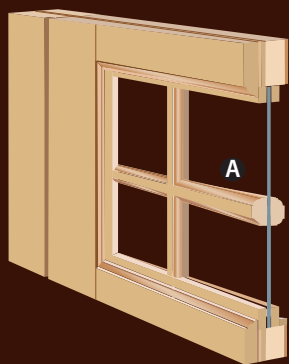


Spanish Cedar

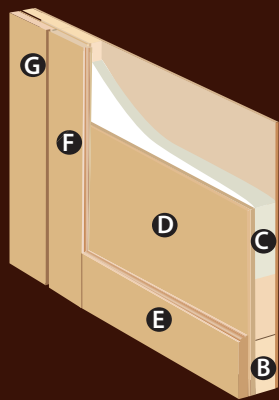


Western Red Cedar

Swing style, 16 lites, 2 panels, V-bucks



- A** Simulated divided lites feature exterior and interior grilles. TDL available.



- B** Standard LVL (Laminated Veneered Lumber) frame has smooth plywood on both sides for added strength.
- C** Foam insulation contributes to a total calculated frame R-value of 9.1.
- D** Tricoya® panels.
- E** Bottom rail is designed to shed water away to help preserve wood frame and panel.
- F** Frame overlay is milled with profiled edges to add elegant detailing.
- G** Square kerf accentuates the look of a swing, trifold or bifold door.

On the cover: The doors are custom swing style with 16 lites, 2 herringbone panels with oversized boards and custom decorative hardware.


# OFFERS FEXIBILITY

THE MEDALLION SERIES IS ARTISAN’S TRULY FLEXIBLE, WOOD CARRIAGE-STYLE DOOR. FROM PAINT GRADE TO STAIN GRADE, FROM TRADITIONAL STYLE TO MODERN STYLE, FROM WOOD SPECIES TO METAL ACCENTS, YOUR MEDALLION DOOR CAN BE CUSTOMIZED YOUR WAY.


SAMPLE DESIGN OPTIONS:

Please inquire about additional designs or let us customize one for you.

Swing Style



Trifold Style



Double Doors



Swing style, 16 lites, 2 panels, V-buck



Swing style, 16 mullioned lites, 4 raised panels



Swing style, 16 lites, arch top, 6 raised panels



Swing style, 16 lites, 2 panels

Note: A double door is 12'-0" or wider.





Custom barn doors, 2 cross rails and V-buck

## SELECTED PANEL OPTIONS

- Flat, solid-wood panels
- Tricoya® brand V-Groove panels, paint grade
- Stain-grade tongue & groove panels; choose from beaded, flush, V-groove or square in either vertical or horizontal orientation
- Raised solid-wood panels
- Extira® brand raised panels, paint grade
- Herringbone orientation (45-degree angle) on any panel



Flat Panels



Beaded Panels



V-Groove panels



Raised




Flush T&G



Beaded Herringbone



V-Groove Herringbone



Extira® Raised Panel

Please note: Solid-wood flat and solid-wood raised panels are limited by the width of the panel in the final door design and will be addressed when providing shop drawings for your approval.




# ADDITIONAL OPTIONS

## CORE FRAME UPGRADE


- Replace standard LVL core frame with true mortise & tenon insulated Doug Fir core frame.

## TOP SECTION OPTIONS


- True divided lites with individual panes of glass and an integral sash, interior stops and window unit frame handcrafted like no others.
- Mullioned lites.
- Custom glass configurations with simulated or true divided lites.
- Arch top with standard or custom radius.
- Specialty glass that includes insulated, tempered, glacier, hammered, clear etched and more.



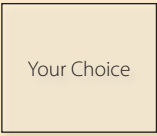
Glacier



Hammered



Satin Etched



Your Choice

## DECORATIVE TRIM UPGRADE OPTIONS


- Cross Buck (X-Buck)
- Z-Buck
- Sprung Diagonal Boards
- Wide Center Bead
- V-Buck
- Cross Rail
- Chamfered Edges
- False Center Post

Here are some examples of different trim boards.





V-Bucks



Z-Bucks






Cross Bucks



Cross Rails



Sprung Diagonal Bucks



Custom swing, 6 arched lites, arch top, 2 panels



Custom swing, 4 mullioned lites, arch top, 2 panels, X-bucks, oversized bottom rail, wide center bead.



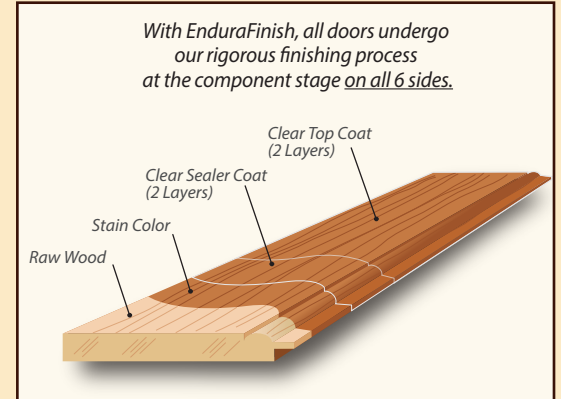
Trifold style, 18 lites, 3 panels



# FINISHING YOUR DOOR

YOUR ARTISAN DOOR COMES UNFINISHED UNLESS YOU PURCHASE A FACTORY-APPLIED FINISHING UPGRADE OPTION.

- Prime only - 2 coats of primer
- Artisan standard paint color - 2 coats of primer, 2 coats of finish paint color
- Custom paint color - 2 coats of primer, 2 coats of custom finish paint color
- Artisan faux stain paint finish – available for complete Red Grandis doors only
- EnduraFinish stain - 12 Artisan standard stain colors to choose from



## COLOR CONSIDERATIONS

Color plays an important part in complementing the design and color scheme of your home. Color is also a key factor in determining how much maintenance your door will require, BUT it is not the only factor. The sun exposure of a door is a critical component of your color selection process. With dark colors, sun exposure creates extreme heat build-up. This leads to accelerated deterioration of the wood surface, such as splitting and cracking as well as color fading.

Artisan recommends selecting a paint color that has an LRV (Light Reflective Value) that is greater than 60. Stains do not have LRV ratings. Keep in mind dark stain colors will absorb more harmful UV rays than light stain colors and assist in deteriorating the protective top coat on your stained door. Lighter paint and stain colors will help reduce the heat build-up in a door, reduce fading, and reduce issues with normal wood performance (splitting, cracking, etc.) while extending the life of your door's finish.

## FIELD FINISHING

All field finishing must be done within 10 days of door delivery. All door sections must be finish sanded before applying paint or stain.

Field staining: Follow manufacturer's directions for applying the exterior grade stain product you have selected.

Field painting: Use a high-quality, exterior-grade latex or oil-based paint product and follow the manufacturer's application instructions. Apply 2 coats of primer to all 6 sides of each door section. Apply 2 coats of your finish color. Dark paint colors with a light reflective value below 60 can create excessive solar heat gain and will void the product warranty.

## DOOR ACCESSORIES

### DOOR JAMBS

Matching wood species door jambs and casings are available to further enhance your garage door opening.

### DOOR STOPS & SEALS

Door stops can be purchased to match the wood species, color, and finish of your door. Seals come in 4 colors to coordinate with your door and trim colors. Stops and seals provide for a tight weather-resistant seal around your door opening.

Go to [Artisandoorworks.com](http://Artisandoorworks.com) for more details on products and accessories.

### DECORATIVE HARDWARE

Artisan decorative hardware is a great add-on accessory that will enhance the beauty and curb appeal of your door.

Check on our website for more details about the selection of decorative hardware we offer.

From left to right:  
Tulip Strap, Heart Strap and  
Bean Strap













## FINISHING TOUCHES

ENDURA® FINISH STAIN - For stain-grade doors only.



### OVERHEAD TRACK OPTIONS:

- 15 in Radius track, 15 inch minimum headroom
- 20 in Radius track, 20 inch minimum headroom
- 32 in Radius track, 32 inch minimum headroom
- 6 in Low Headroom, Front Torsion, 9 inch minimum headroom
- 3 in Low Headroom, Front Torsion, 7 inch minimum headroom
- Hi-Lift track, provide floor to ceiling clearance measurement

Note: A draw bar operator requires an additional 3" clearance.





Swing style, 16 lites, arch top, 8 flat panels

**ARTISAN**  
CUSTOM DOORWORKS

[www.artisandoorworks.com](http://www.artisandoorworks.com)

975 Hemlock Road | Morgantown, Pa 19543 | 888-913-9170 | Fax: 610-913-6036