



ARTISAN  
CUSTOM DOORWORKS

ELEVATING THE GARAGE DOOR

# BENCHMARK 2

## OVERHEAD CARRIAGE STYLE DOORS

Our Benchmark 2 brings together beautiful, low-maintenance Extira materials and innovative construction techniques to provide countless design possibilities that will enhance your home's curb appeal and architectural charm.

**Popular Carriage Door Styles.** Benchmark 2 is available in Swing, Trifold, and Barn Styles to complement most types of architecture.

**Standard and Custom Sizes.** Specify your door size to fit new construction or your existing garage door opening. Single and double doors are available.

**Elegant Panel Styles.** Choose from standard panels options.


**Green Design.** Built from recycled and sustainable materials.

**Simulated Divided Lites.** Our simulated divided lite window grilles provide an opportunity to mimic your home's existing architecture as well as to create something new. Tempered, insulated or specialty glasses are available as an upgrade option.

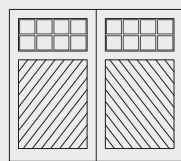
**Finishes for Maximum Durability and Appeal.** The Benchmark 2 is a paint-grade wood composite door that comes factory primed for the field-applied paint color of your choice. Our factory finish option has superior heat reflectivity and provides a long-lasting paint finish.

# BENCHMARK 2 DESIGNS

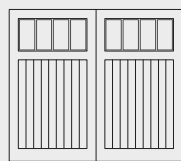
## SWING STYLE




B2-SW-16L-4VP-HBU




B2-SW-16L-2VP-HBU




B2-SW-8L-2VP



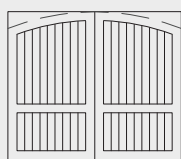
B2-SW-2VP-XB




B2-SW-2VP



B2-SW-16L-AT-2VP-XB




B2-SW-AT-2VP-CRL




B2-SW-2VP-CRL-SB

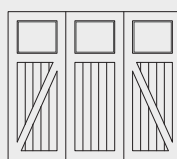
## TRIFOLD STYLE



B2-TF-18L-3VP-CRH

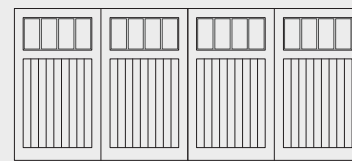


B2-TF-0L-AT-3VP




B2-TF-3L-3VP-ZB

## DOUBLE DOORS



B2-SW-16L-4VP



B2-SW-2AT-4VP-CRL-XBL

## DOOR SPECIFICATIONS & CONSTRUCTION:

- Overall door thickness of 1¾”.
- Low-maintenance Extira face on engineered LVL core frame
- High-performance urethane insulation provides an R value of 9.
- Plywood backer panel on interior of door.
- Glazing is double-strength clear glass.
- Grid patterns use simulated divided lites.
- Window muntins are beveled 1” wide.
- Bottom astragal with weather stripping is an EPDM rubber seal mounted in an aluminum retainer.
- Highly durable and resistant to moisture, decay and rotting.
- Matching door stops are available and include a choice of black, brown, beige or white Q-Lon seals.

### Standard Design Choices:

- Standard arch or square top
- Glass top section
- Beveled window muntins
- Solid top – no glass
- V-Groove panels (VP)
- Simulated raised panels (RP)
- Cross bucks (X-buck), V-Bucks, Z-Bucks (A-Bucks)
- Cross rails

### Upgrade Options:

- Herringbone V-groove panels
- Tempered, insulated or specialty glass
- Custom arch top
- Mullioned lites
- Custom-designed panels
- Custom door design
- Decorative hardware

### Guaranteed Quality:

Artisan warrants each Benchmark 2 door for a period of 3 years against manufacturing defects and 1 year on factory-applied finishes.

### Finish Options:

- All Benchmark 2 doors are primed and ready for you to paint.
- Custom paint