

# PRELUDE 2

## VINYL GARAGE DOORS

**Low Maintenance.** Innovative materials and construction techniques with countless design possibilities.

**Popular Carriage Door Styles.** Prelude 2 is available in Swing, Trifold, and Barn styles to complement any home style or architecture.

**Standard and Custom Sizes.** Specify your door size to fit new construction or your remodeling needs. Single and double doors are available. Doors are made to order and are easily customized to any size opening.

**Elegant Panel Styles.** Choose from standard panels options or design your own.

**Simulated Divided Lites.** Our various window grille options can complement your home's existing architecture as well as to create something new.

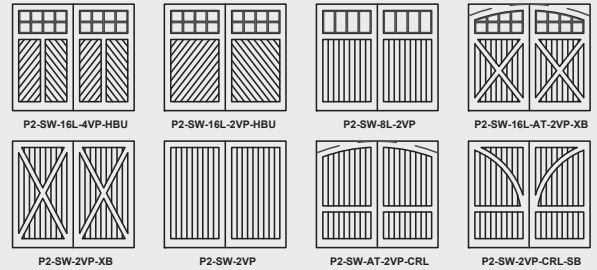
**Finishes for Maximum Durability and Appeal**  
Our factory finish option has superior heat reflectivity and provides a long-lasting paint finish.

# PRELUDE SERIES

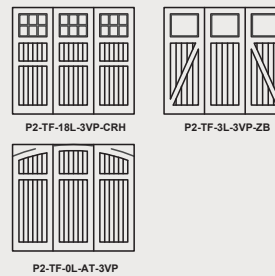
The Prelude 2 brings together beautiful, low-maintenance materials and innovative construction techniques to provide countless design possibilities to enhance your home's curb appeal and architectural charm.



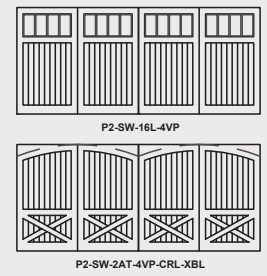
## SWING STYLE



## TRIFOLD STYLE



## DOUBLE DOORS



## PRELUDE 2 DOOR SPECIFICATIONS

### Construction Details

- Standard overall door thickness of 1 $\frac{7}{8}$ "
- Low-maintenance cellular vinyl face on insulated steel frame
- Standard steel frame and insulation provides an R value of 7.8.

### Standard Design Features

- Bright white interior door finish
- Bottom astragal with weather stripping is an EPDM rubber seal mounted in an aluminum retainer.
- Highly durable and resistant to moisture, decay and rotting.

### Window & Lite Options

- Glazing is double-strength clear glass.
- Grid patterns use simulated divided lites.
- Window muntins are beveled 1" wide.

### Standard Design Choices

- Standard arch or square top
- Solid top – no glass or glass top section
- Beveled window muntins
- V-Groove panels (VP) and Simulated raised panels (RP)
- Cross bucks (X-buck), V-Bucks, Z-Bucks (A-Bucks), Cross rails

### Finish Options

- Standard vinyl-faced doors leave our factory unfinished.
- Any Prelude 2 door can be factory finished using a custom color of your choice with a light reflectance value LRV of 60 or above.
- For dark paint colors with a LRV of 60 or less we recommend the Symphony or the Duet door Series.

### Upgrade Options

- Standard vinyl-faced doors leave our factory unfinished.
- Mullioned lites
- Tempered, insulated or specialty glass
- R-18 insulated steel frame option door thickness 2 $\frac{1}{2}$ "
- Herringbone V-groove panels
- Custom arch top
- Custom-design panels and/or window grilles
- Custom door designs
- Decorative hardware

### Guaranteed Quality

Artisan warrants each Prelude 2 door for a period of 3 years against manufacturing defects and 1 year on factory-applied finishes.